

Model 9A42 Amp Sharing Manager

The 9A42 Amp Sharing Manager provides a convenient way to connect each amplifier in a display to more than one product group. It also disallows improper connection schemes not desirable in an automobile environment, giving customers a realistic demonstration experience.

Installation

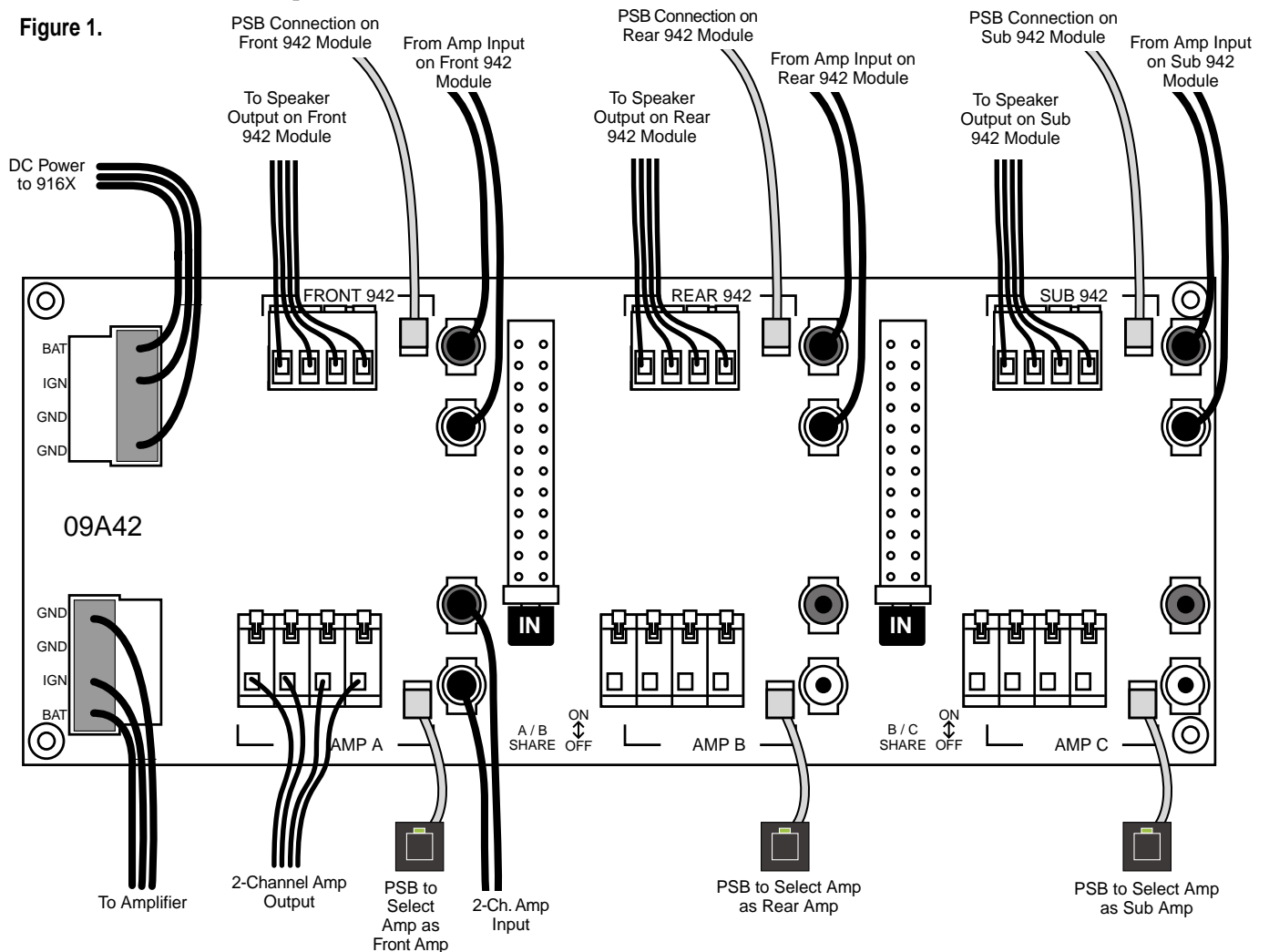
Mount the 9A42 near the mounting location of the amplifier that will be demonstrated. Connect the RCA cables from the Model 942 Amplifier Switching Module and DC power from the Model 916X DC Expander Module to the 9A42. As the amplifier is being installed, connect the RCA cables and speaker wire to the 9A42, and finally, connect DC power to the Amplifier. Set the "A/B Share" and "B/C Share" buttons according to the desired amp sharing behavior as described in the examples below.

Note: the Model 9A42 is shown in these instructions with Product Select Buttons (PSBs) but it works in systems using a control panel as well.

Two Channel Amp Example

This Amplifier is fully shared among Front, Rear and Sub channels. Both Share buttons are "IN" so pressing the PSB to select REAR or SUB also deselects the FRONT position.

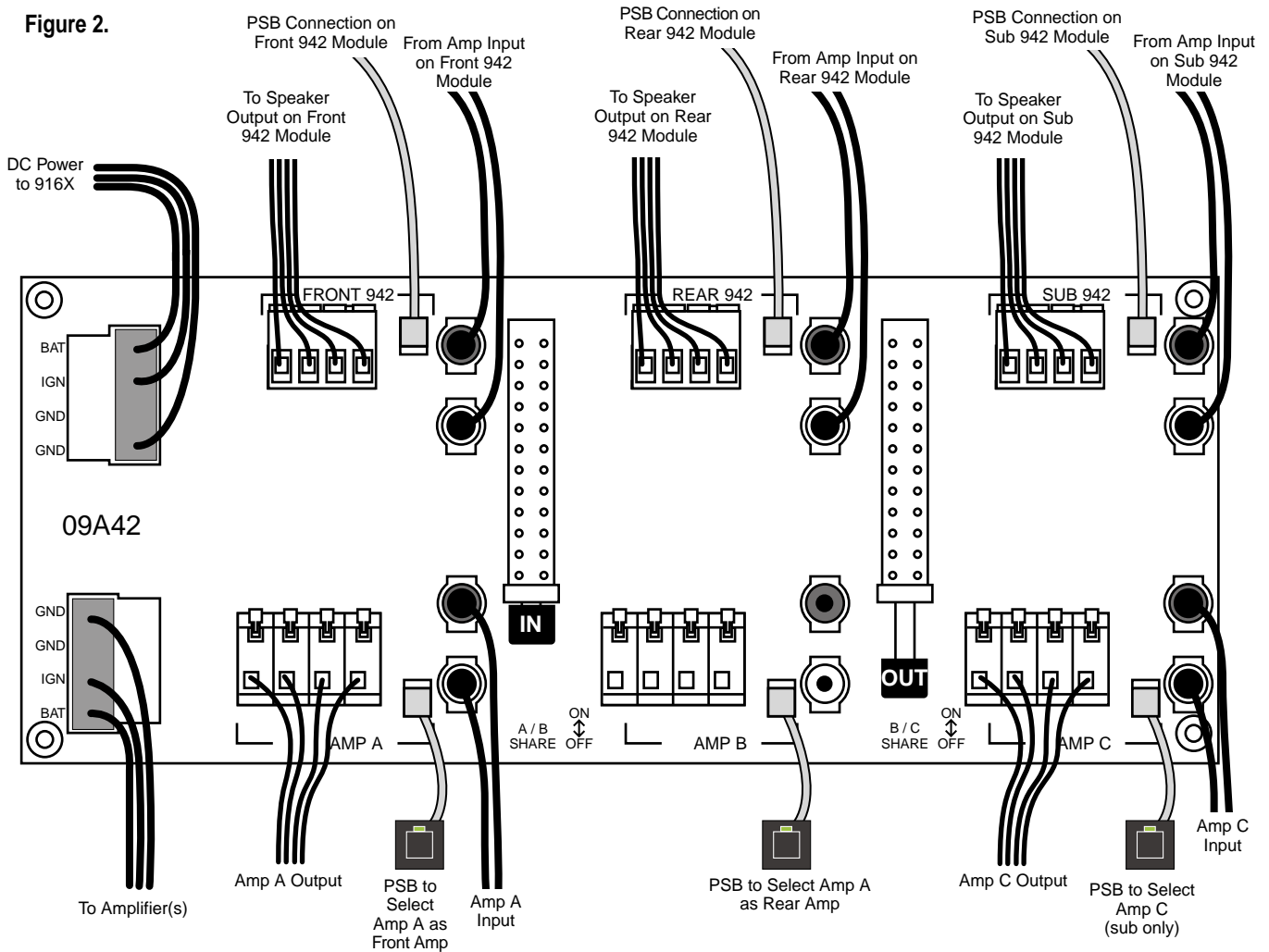
Note: even though the amplifier is wired in the "A" position only, it can still be selected in REAR or SUB positions.



Four Channel Amp Example

The A/B SHARE push-button is IN, engaging amp sharing between the FRONT and REAR groups for this amp. Pressing the PSB to select REAR also deselects the FRONT position, and pressing the FRONT PSB deselects the REAR. The SUB position is independent because the B/C SHARE button is OUT, so pressing the SUB PSB does *not* deselect the FRONT or REAR groups on this amp. You may connect two 2-channel amplifiers or a 4-channel amplifier.

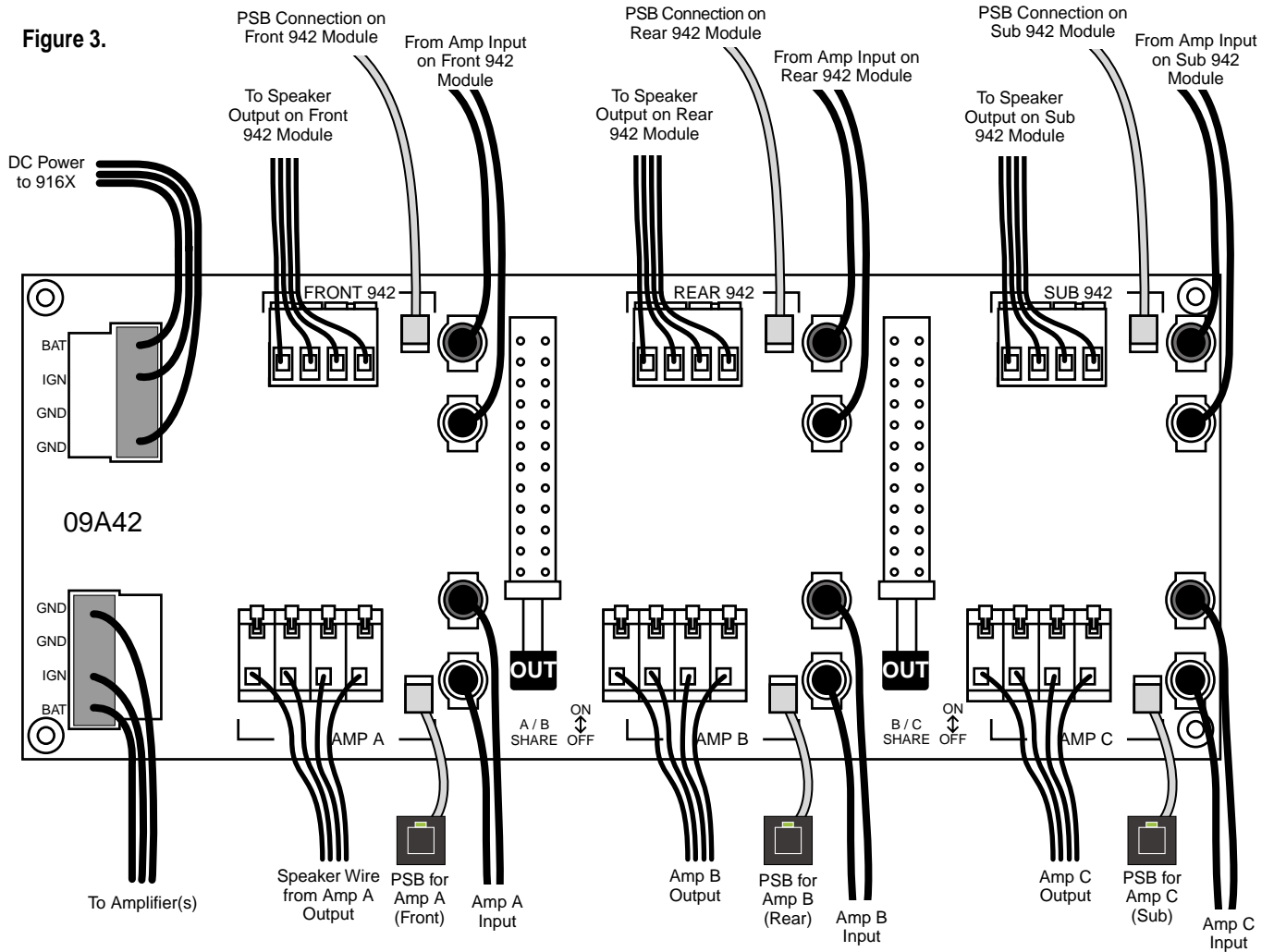
Figure 2.



Six-Channel Amp Example

In this configuration, the 9A42 functions simply as a terminal block, and can be used for a six channel amp or for a combination of amplifiers. The SHARE push-buttons are OUT, disengaging all amp sharing among the FRONT, REAR and SUB groups for this amp. Pressing any PSB only selects the amp and does not deselect other groups on this amp. You may select and deselect FRONT, REAR and SUB amplifiers or groups in any combination. You may use any combination of amplifiers totaling 6 channels.

Figure 3.





2048 Mercer Road, Lexington, Kentucky 40511-1071
Phone: 859-233-4599 • Fax: 859-233-4510
Customer Toll-Free USA & Canada: 800-322-8346
Website: <http://www.audioauthority.com>

752-316
5/00