

Staples Portable Sound PMBT Display

Audio Demonstration System by Audio Authority® Corporation



<http://bit.ly/18iof2H>
audioauthority.com/staples

DESCRIPTION

The PMBT display includes an audio player, three distribution amplifiers with switching capability, and push-button switches with blue LED illumination. All audio and security modes are initiated and ready 5 seconds after power up. 'Track' and 'Volume Up/Down' buttons are lit constantly, product select buttons are lit while product is selected.


CONFIGURATION

The PMBT display is configured to demonstrate 10 sound docks. (Note: The switching hardware supports up to 12 sound docks.)

EQUIPMENT

Music Player

Model 1701 audio player provides high quality audio playback from digital files on an SD card.




1701 FEATURES:

- Plays high bit rate MP3 files (up to 320 kbps) and WAV files (up to 16 bit, any sample rate up to 48kHz)
- Simple next track and volume controls invite the shopper to interact with merchandise
- Retail-hardened selector buttons are user friendly, and withstand heavy use
- Durable steel case protects electronics and clearly identifies cable connections

Distribution Amp/Switcher

Model 1710A amplifier with switching capability and theft detection.




1710A FEATURES:

- High fidelity distribution amp with switching capability designed to demo premium sound docks
- Plays customer audio device automatically, overriding default audio source
- Allows sound docks to play one at a time
- Theft detection and integral buzzer, with external siren port
- Theft detection can be activated or deactivated per output position
- Theft detection is suspended for maintenance using included pre-programmed mono-plug keys
- Durable steel case protects electronics and clearly identifies cable connections

Push-Button with LED

803-190 Illuminated stainless steel switch for product selection, track selection and volume controls.



803-190 FEATURES:

- Stainless steel, momentary switch is ideal for retail demo systems.
- Blue LED illuminated ring invites customers to select products and adjust volume and music tracks.
- Attaches to switching system with 2-pin cable with quick-connect for easy installation.
- Retail-hardened selector buttons are simple and user friendly.

AUDIO FUNCTION



PMBT SoundDock – embedded MP3 player with track ‘up’ control and volume ‘up’ and ‘down’. Continuous music playback in MP3 or WAV format from SD card. Product select buttons activate position and route audio to product (product must be powered on and in correct input mode). Button remains lit while product is selected. Customer programmable time-out (0 – 135 seconds). Demo limited to one activated position at a time.

SECURITY FUNCTION

Operation – System protects correctly merchandised products after keys are programmed to the system. See “Limitations” below. If keys are not programmed, theft protection does not activate. See “Programming Keys” below. Protection is accomplished through the audio cable. Disconnecting the cable triggers the alarm. To deactivate theft detection, a pre-programmed mono-plug key must be inserted in the remote-mounted jack. Each kit contains three keys. Removing the key re-activates theft detection.

Programming the Keys – program the first key by inserting it into the jack upon first power up. The system beeps twice to confirm that a new key has been programmed, or that a recognized key has been inserted. Additional keys may be programmed using a recognized key. All programmed keys are stored in non-volatile memory, ensuring that no key is forgotten through cycles of power down/power up. All key memory may be cleared to program new keys (see manual for details).

Maintenance – Insert a programmed key into the mono-plug port when the alarm has been triggered, and for re-merchandising. This deactivates the alarm, AND resets the system to learn a new configuration. Check product connections before removing the key, which activates the alarm.

Protection Capability – Theft detection can protect most products out of the box. Upon power up, the detection system measures nominal impedance on all ports. If a product is present, its impedance is logged. Open positions register no value and are not protected once the power-up sequence is complete. Unplugging, cutting, or damaging the cord causes a change in the measured impedance on a secured position, triggering the alarm. This specification works on the majority of consumer products tested, but operation cannot be guaranteed for all future product generations. Some products require a specific audio cable extension for proper detection. If a product design is incompatible, due to inline controls, inline variable resistors, or proprietary design, it may be possible to address those concerns with simple demo product modifications. As an alternative, theft detection may be deactivated for specific positions.

Limitations – due to the unique nature of the security function, and the variability in product design, it is not possible to guarantee performance on all brands and models. These variables can often be identified and addressed through close partnership with the CE brand engineers and through ‘demo’ product modifications. Sometimes, however, protection can not reliably be extended to a product and therefore detection should be disabled in the configuration for that position. Also, damage to products and cables through non-standard use, multiple cycles of use, or by customer abuse, can degrade security performance.



2048 Mercer Road, Lexington, Kentucky 40511-1071 USA
Phone: 859-233-4599 • Fax: 859-233-4510
Customer Toll-Free USA & Canada: 800-322-8346
www.audioauthority.com • support@audioauthority.com



Find support for Staples portable
audio displays:
www.audioauthority.com/staples

<http://bit.ly/18iof2H>

E-120 Rev. 20131014