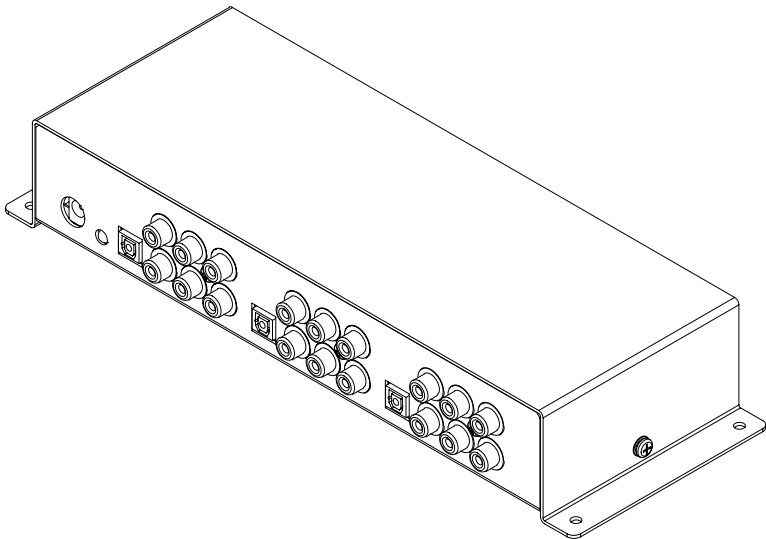


User Manual

Model 1185ci HDTV Signal Distribution Amplifier



Audio  Authority[®]

Model 1185ci

HDTV Signal Distribution Amplifier

Table Of Contents

1.0	Introduction	2
1.1	Liability Statement	3
3.0	Checking Package Contents	3
4.0	Installation	5
5.0	Troubleshooting	5
6.0	Limited Warranty	6
7.0	Specifications	7
8.0	Regulatory Compliance	7
9.0	Contact Information	8

1.0 INTRODUCTION

Thanks for purchasing this Model 1185ci Signal Distribution Amplifier from Audio Authority. This product is designed to allow audio and high definition video signals to be distributed to a total of four destinations, without signal degradation. The Model 1185ci is the first Audio Authority distribution amp expressly designed for Custom Installers of Home Theater systems. It includes the most-asked-for features, such as ultrawide video bandwidth, audio channels that also pass sync for RGBHV displays, and full optical/coaxial support of digital audio with automatic conversion. Housed in a durable steel enclosure, the Model 1185ci also has side-looking input and output jacks for extra compact cable routing. Audio Authority also offers an extensive line of audio and video switchers, converters, and distribution amps available for purchase online at www.audioauthority.com or through authorized dealers.

1.1 Liability Statement

Every effort has been made to ensure that this product is free of errors. Audio Authority cannot be held liable for the use of this hardware or any direct or indirect consequential damages arising from its use. It is the responsibility of the user of the product to check that it is suitable for his/her requirements and that it is installed correctly. All rights reserved. No parts of this manual may be reproduced or transmitted by any form or means electronic or mechanical, including photocopying, recording, or by any information storage or retrieval system without the written consent of the publisher.

Audio Authority reserves the right to revise any of its hardware and software following its policy to modify and/or improve its products where necessary or desirable.

Audio Authority and the Double-A Symbol are registered trademarks of Audio Authority Corp. Copyright April, 2006, all rights reserved. All third party trademarks and copyrights are recognized.

1.2 FEATURES


- Ultra-high bandwidth
- Supports 480i, 480p, 720p, 1080i, 1080p and other resolutions
- One input, four outputs
- Component video with stereo audio or RGBHV
- Rugged all-metal construction
- Compact form factor: 1.75 x 10.5 x 4.1 (HxWxD, inches)

3.0 CHECKING PACKAGE CONTENTS

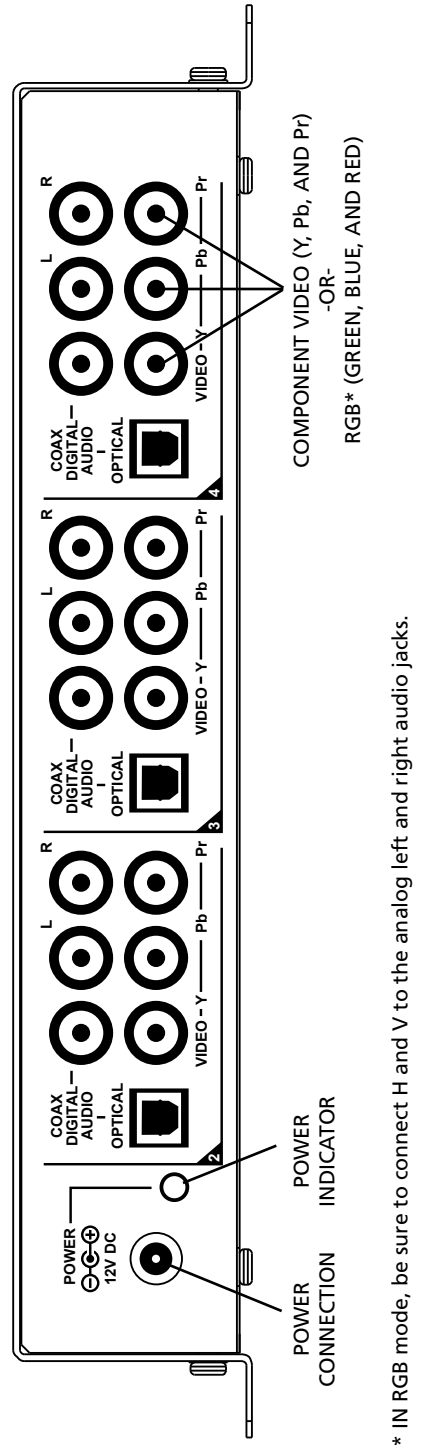
Before attempting to use this unit, please check the packaging and make certain the following items are contained in the shipping carton:

- 1185ci Distribution Amplifier
- 12V DC Power Adapter
- User Manual

Note: Please retain the original packing material should the need ever arise to return the unit. If you find any items are missing, contact Audio Authority immediately. Have the Model Number, Serial Number, and Invoice available for reference when you call.



4



* IN RGB mode, be sure to connect H and V to the analog left and right audio jacks.

4.0 INSTALLATION

Connect the input port to a source of Component or RGB video using high-quality patch cables. Connect each of the four outputs to its destination television using coaxial cable suitable for baseband video, such as RG-59 with a solid copper center conductor. Do not use RG-6 or steel-core cable. Plug the included 12 volt DC power supply into the Model 1185ci Power jack and plug the wall adapter into an AC outlet.

4.1 VIDEO APPLICATIONS

The 1185ci may be used for either YPbPr or RGBHV video. When using component video, set the mode switch to YPbPr and connect audio and video cables as indicated on the panel legends. In RGB applications, set the switch accordingly and connect the red green and blue video cables according to the jack color code, and connect the horizontal and vertical sync to the wideband L and R audio jacks. As a result, only digital audio pathways are available when using RGB mode.

5.0 TROUBLESHOOTING

- Ground loops often cause disturbances such as hum in the audio channels, rolling bars in the picture, or jitter in RGBHV video. In the event a ground loop interferes with downstream television performance, add an Audio Authority Model 1184 Hum Eliminator at each television that exhibits the symptoms.
- Make certain that the Distribution Amplifier is receiving power by looking at the power LED. If the DA is not receiving power, check the AC outlet or suspect the power supply.
- In RGB applications, be sure all five video cables are connected – RGB requires separate cables to pass H and V (horizontal and vertical sync) in addition to the cables for red, green, and blue. Connect the H and V cables to the R and L audio jacks.

If the problem still persists after trying the above suggestions, contact the Audio Authority Technical Service department via email: support@audioauthority.com, or call 800-322-8346 or 859-233-4599.

6.0 LIMITED WARRANTY

Should any consumer use product from Audio Authority fail due to defects in materials or workmanship within one year from the date of the original sale to the end-user, Audio Authority guarantees that

we will replace the defective product at no cost. Freight charges for the replacement unit will be paid by Audio Authority (ground service only). A copy of the invoice showing the item number and date of purchase (proof-of-purchase) must be submitted with the defective unit to constitute a valid in-warranty claim.

Units that fail after the warranty period has expired may be returned to the factory for repair at a nominal charge, if not damaged beyond the point of repair. All freight charges for out-of-warranty returns for repair are the responsibility of the customer. Units returned for repair must have a Return Authorization Number assigned by the factory.

This is a limited warranty and is not applicable for products which, in our opinion, have been damaged, altered, abused, misused, or improperly installed. Audio Authority makes no other warranties either expressed or implied, including limitation warranties as to merchantability or fitness for a particular purpose. Additionally, there are no allowances or credits available for service work or installation performed in the field by the end user.

6.1 WARRANTY SERVICE PROCEDURES

If you suspect a product defect, contact Audio Authority's Technical Service Department at **800-322-8346** or **859-233-4599** for assistance in verifying the problem. If a defect or potential defect is suspected, a replacement unit will be shipped immediately on a defect-exchange basis and a Return Authorization Number will be issued for the return of the defective product. Replacement units are sent out at the Manufacturer's Suggested Retail Price which is debited to the Customer's Credit Card at the time of shipment. Once we receive the defective unit back at the factory, it will be evaluated under the conditions of this warranty and if found to be in-warranty, a full credit will be issued to the Customer's Credit Card. Return freight charges for the defective unit are the customer's responsibility. Please contact our Technical Service Department for complete details concerning all in and out of warranty service matters.

We appreciate your confidence in our products and services and will always strive to meet or exceed your needs.

7.0 SPECIFICATIONS

Video Parameters	
Signal Type	Component/RGBHV
Video Resolutions Supported	All, including 480i/p, 720p, 1080i/p
Input/Output Impedance	75 ohms
Input Ground Isolation	No
Gain	Unity gain (1-to-1)
Gain Accuracy	1%
3dB Bandwidth	250MHz
Input Coupling	AC/sync tip clamped
S/N Ratio	65dB
Max Gain/Equalization	1
Audio Parameters	
Analog/Digital	Digital/Analog
Digital Input/Output Type	Optical+Coaxial In/Out
Input Impedance	75 ohms/10K ohms
Min Load Impedance	75 ohms/10K ohms
Multi-channel Digital	Yes
Frequency Response	DC-1MHz
S/N Ratio	72dB
THD+Noise	0.05%
Crosstalk	62dB
DC Input Connector	5.5 X 2.1mm
DC Input Voltage/Polarity	12V/Center positive
Max DC Input Current	180mA
Power Supply	571-013

8.0 REGULATORY COMPLIANCE

The Power Adaptor/Supply included with this unit has been tested for compliance with UL, CE, and CSA rules and regulations and is RoHS compliant.

9.0 CONTACT INFORMATION

If you have questions or require assistance with this product in areas not covered by this manual, please contact Audio Authority using the information below.

Audio Authority Technical Service
800-322-8346 M-F 8:30 AM to 5:00 PM, EST
International: 859-233-4599 Fax: 859-233-4510
Send email to: support@audioauthority.com

Audio Authority Corporation
2048 Mercer Road
Lexington, Kentucky 40511-1071
USA



2048 Mercer Road, Lexington, Kentucky 40511-1071
Phone: 859/233-4599 • Fax: 859/233-4510
Customer Toll-Free USA & Canada: 800/322-8346
Website: <http://www.audioauthority.com>