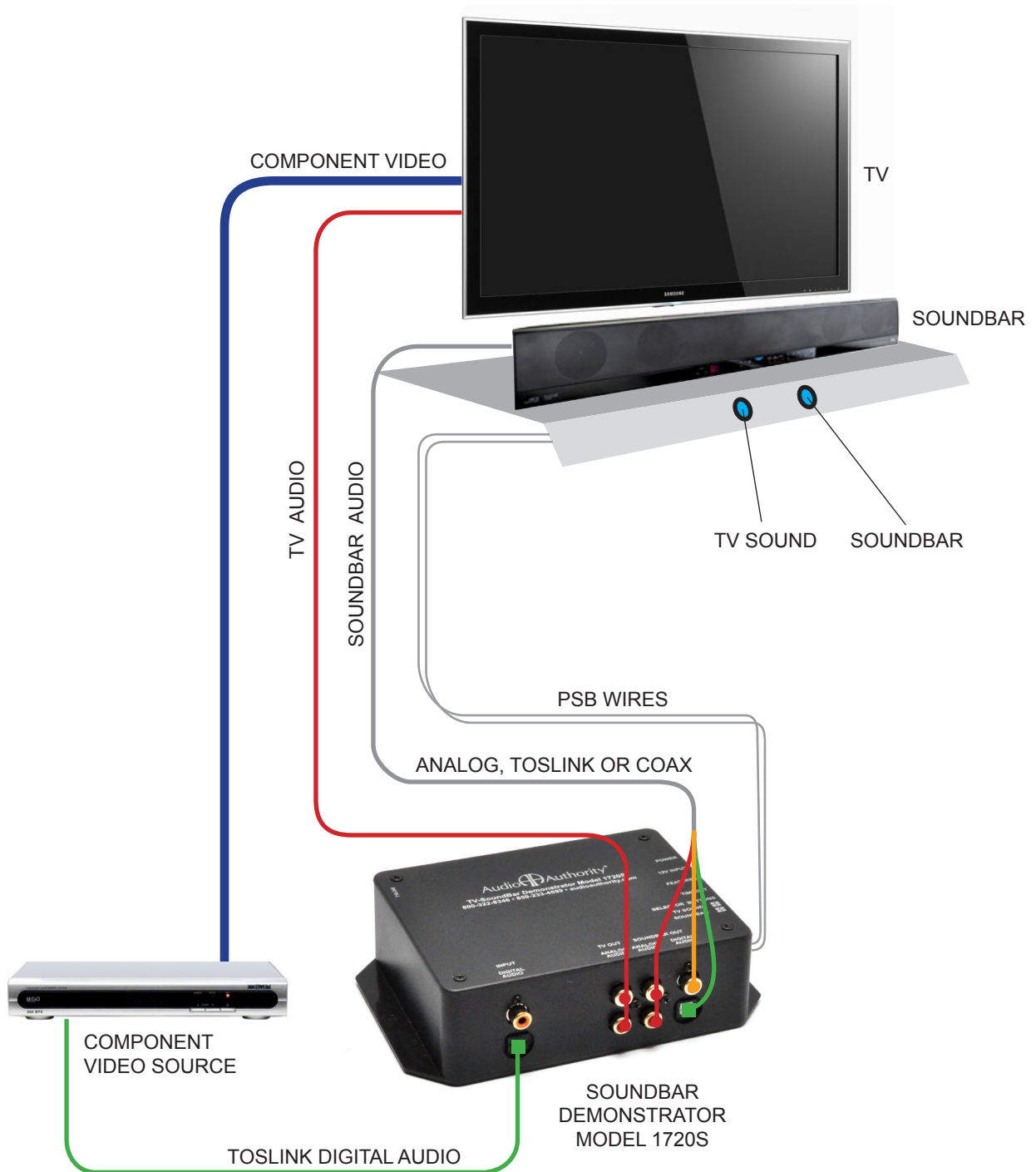
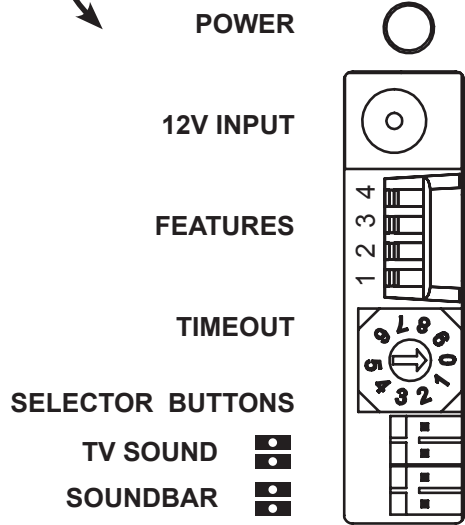
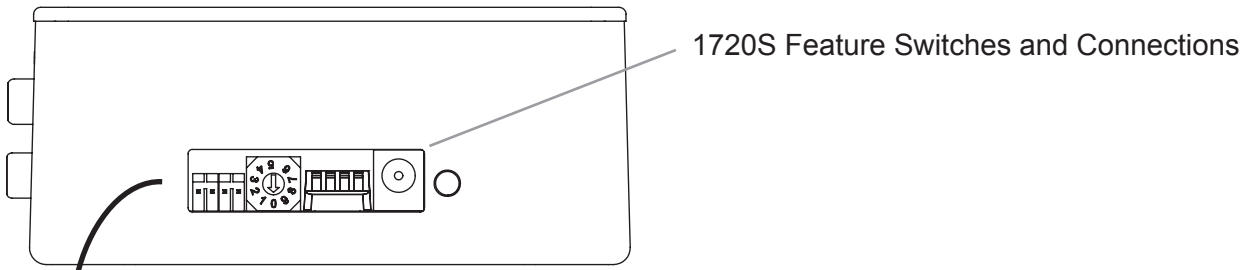


Audio Authority

MODEL 1720 SOUNDBAR DEMONSTRATION SYSTEM





POWER INDICATOR
LED is on when unit is powered.

12V INPUT
Power input for 12V AC adapter.

FEATURES

Switch 1: BUTTON MODE

If switch 1 is on, the demo operates in one-button mode, a toggle between the sources. Connect the one button the "TV Sound PSB port. If this switch is off, the demo operates in two button mode, one button for each mode.

Switch 2: AUTO DEMO

If this switch is off, the system is in normal demo mode and listens for one or two buttons based on DIP switch 1 setting to toggle between sources. After the timeout value (see TIMEOUT below) with no activity, the demo ends.

If this switch is on, the system is in auto demo mode; when the button is pressed, it plays TV sound for one timeout period (see TIMEOUT below), then switches to soundbar for one timeout period and then ends.

Switch 3

Attract mode A (switch 3 OFF) the inactive product button flashes.
Attract mode B (switch 3 ON) active product button flashes.

Switch 4

Not used.

TIMEOUT

Set to zero to disable timeout. (The Timeout dial sets the length of demo. Each number represents an increment of 15 seconds times the number on the dial. A setting of 1 x 15 = 15 seconds. 2 x 15 is 30 seconds, etc.

SELECTOR BUTTONS

Use one or two illuminated switches to activate the demo. See Switch 1: Button Mode above for options.